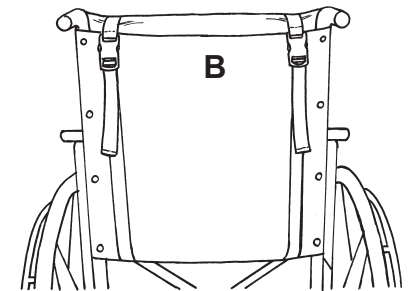
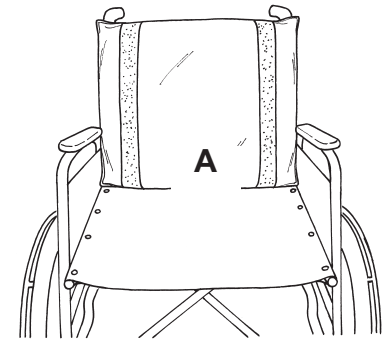
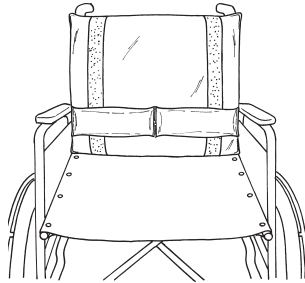
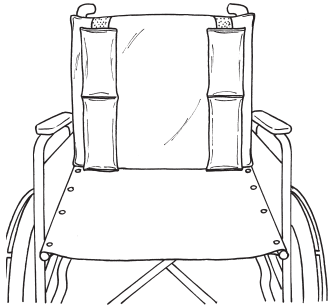


## LATERAL/LUMBAR SUPPORT

Reorder #	Description	Wheelchair Size	Unit
□706350	Lateral/Lumbar Support	16" - 18"	Each
□706359	Optional Low Shear Cover	16" - 18"	Each
□706351	Replacement Gel Pack	Full	Each
□706352	Replacement Gel Pack	Half	Each



### Purpose

Skil-Care's Lateral/Lumbar Support is designed to perform three functions:

- Provide lateral support for left- and/or right-leaning wheelchair users;
- Reduce pressure and discomfort in the lumbar area; and
- Reduce pressure caused by the hammocking of the wheelchair backrest.

### Instructions

1. Place back support over the wheelchair backrest with Velcro<sup>®</sup> strips in vertical position and buckles at top of backrest. (Illustration A)
2. Bring straps through the space between the wheelchair seat and backrest. Secure closures and tighten straps. (Illustration B)
3. For **lateral support**, secure both gel packs as shown. (Illustration C)
4. For lumbar support, secure one gel pack as shown. (Illustration D)

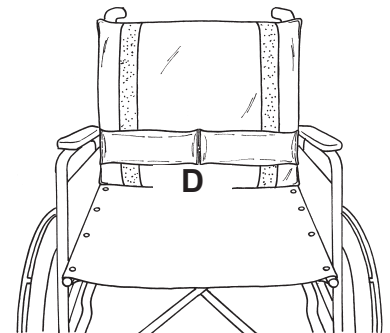
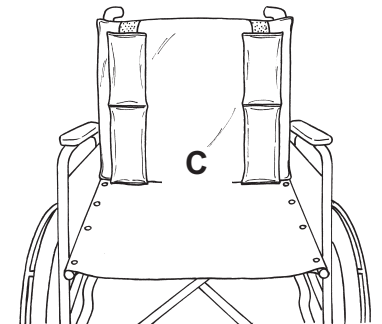
**Note:** Whether use for lateral or lumbar support, the firm back support will reduce pressure on the back by eliminating the hammocking effect of the wheelchair's backrest.

### Easy Care

The back support and gel packs may be cleaned using a spray-type cleaner and damp cloth. A mild, non-chlorine disinfectant may also be used.

### Optional Cloth Cover

After placing gel packs in lateral or lumbar support positions, slip the optional cloth cover over the backrest (zipper at the bottom). Before closing zipper, thread straps through the openings at the top and bottom (Illustration E). The cloth cover may be cleaned using a spray-type cleaner and damp cloth. A mild, non-chlorine disinfectant may also be used.



E